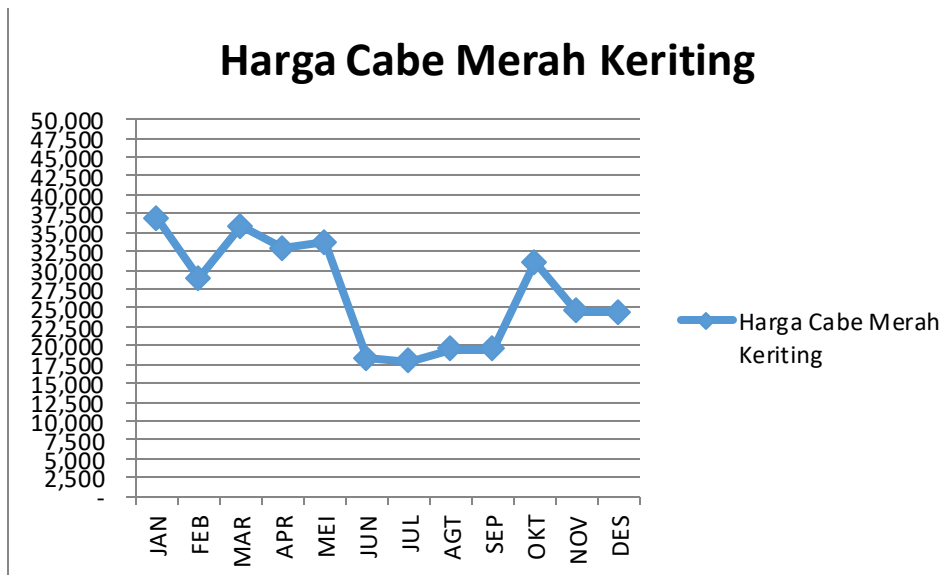


**Daftar Harga Komuditi Sayuran Tingkat Produsen
Hortikultura
Januari s/d Desember 2018
Provinsi Sumatera Utara**

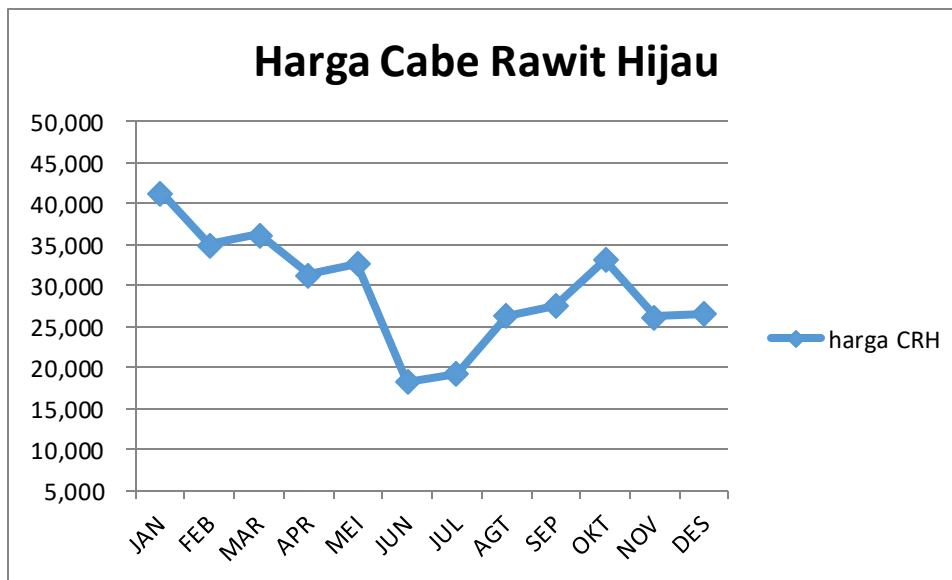
Cabe Merah Keriting

| PERKEMBANGAN HARGA CABE MERAH KERITING DARI TINGKAT PRODUSEN TAHUN 2018 | | | | | | | | | | | | | |
|---|-----------------------|-----------------------------|---------------|---------------|---------------|---------------|---------------|---------------|---------------|---------------|---------------|---------------|---------------|
| PROVINSI SUMATERA UTARA | | | | | | | | | | | | | |
| No | Kabupaten | CABE MERAH KERITING (RP/KG) | | | | | | | | | | | |
| | | JAN | FEB | MAR | APR | MEI | JUN | JUL | AGT | SEP | OKT | NOV | DES |
| 1 | Mandailing Natal | 45,000 | 34,800 | 41,067 | 36,857 | 35,000 | - | 21,375 | 24,667 | 21,364 | 33,727 | 31,600 | 28,167 |
| 2 | Tapanuli Selatan | 40,000 | 33,000 | 36,652 | 35,583 | 38,000 | 11,000 | 16,828 | 19,118 | 20,143 | 28,714 | 26,000 | 23,500 |
| 3 | Tapanuli Utara | - | 26,000 | 34,125 | 32,500 | - | 24,000 | 20,368 | 17,000 | 12,333 | - | 20,000 | - |
| 4 | Toba Samosir | - | 27,538 | 41,500 | 35,000 | 35,000 | 16,000 | - | - | 16,000 | 26,000 | 25,000 | 23,333 |
| 5 | Asahan | - | - | - | - | - | - | - | - | - | - | - | - |
| 6 | Simalungun | 37,000 | 28,206 | 30,474 | 30,500 | 32,000 | 18,000 | 16,591 | 22,647 | 22,800 | 32,063 | 30,571 | 28,125 |
| 7 | Dairi | - | - | - | - | - | - | - | 15,500 | - | - | - | - |
| 8 | Karo | - | - | 35,841 | 32,222 | 31,000 | 17,000 | 18,800 | 20,353 | 23,429 | 34,636 | 26,857 | 26,833 |
| 9 | Deli Serdang | 41,429 | 31,667 | 30,125 | 31,250 | - | - | 20,462 | 14,727 | 15,250 | 28,400 | 15,250 | 16,000 |
| 10 | Langkat | 33,333 | 27,000 | 33,800 | 33,100 | 30,000 | 18,000 | 14,800 | 18,125 | 20,643 | 24,438 | 23,444 | 23,556 |
| 11 | H.Hasundutan | - | 27,357 | 38,077 | 36,111 | 37,000 | 14,000 | 18,444 | 20,529 | 24,000 | 30,692 | 19,667 | 20,000 |
| 12 | Samosir | 26,000 | 27,750 | 38,789 | 31,636 | 34,000 | 12,000 | 17,435 | 19,706 | 23,364 | 34,333 | 21,500 | 23,000 |
| 13 | Serdang Bedagai | 35,614 | 25,368 | 33,333 | 31,200 | 32,000 | 16,000 | 13,909 | 18,706 | 18,571 | 30,625 | 23,111 | 23,111 |
| 14 | Batu Bara | - | - | - | 28,000 | - | 35,000 | - | 27,000 | - | - | - | - |
| 15 | Pd. Lawas | - | - | - | - | - | - | 20,000 | 22,818 | 26,200 | 33,462 | 32,143 | 32,143 |
| 16 | Tanjung Balai | - | - | - | 32,667 | 33,000 | 20,000 | 16,214 | 20,000 | 8,250 | 31,000 | 24,000 | - |
| 17 | Pematang Siantar | - | - | - | - | - | - | - | 15,000 | - | - | - | - |
| 18 | Medan | - | - | - | - | - | - | - | - | - | - | - | - |
| 19 | Pd Sidempuan | - | - | - | - | - | - | - | 16,667 | 20,500 | 36,000 | - | - |
| | Rerata bulanan | 36,911 | 28,869 | 35,798 | 32,817 | 33,700 | 18,273 | 17,936 | 19,535 | 19,489 | 31,084 | 24,549 | 24,343 |



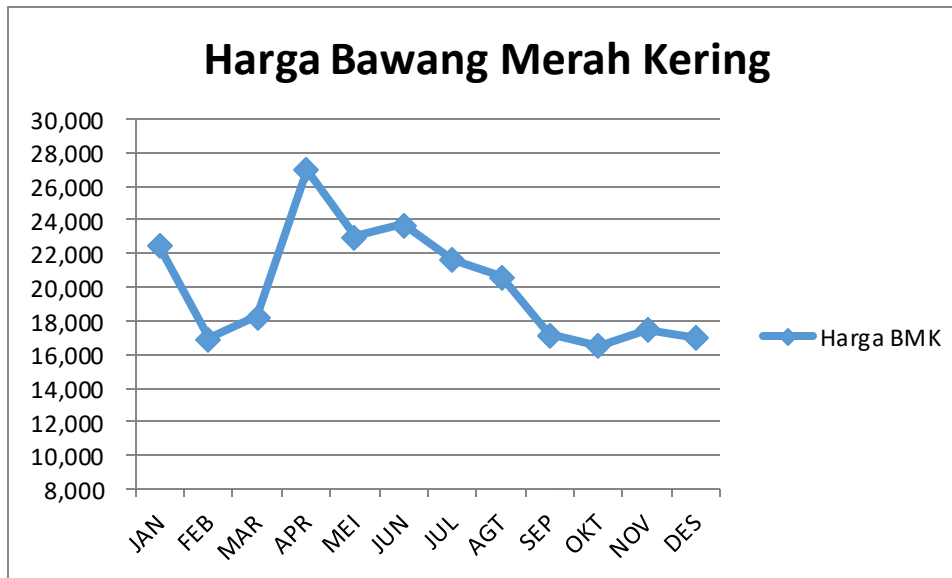
Cabe Rawit Hijau

| PERKEMBANGAN HARGA CABE RAWIT HIJAU DARI TINGKAT PRODUSEN TAHUN 2018 | | | | | | | | | | | | | |
|--|-----------------------|--------------------------|---------------|---------------|---------------|---------------|---------------|---------------|---------------|---------------|---------------|---------------|---------------|
| PROVINSI SUMATERA UTARA | | | | | | | | | | | | | |
| No | Kabupaten | CABE RAWIT HIJAU (RP/KG) | | | | | | | | | | | |
| | | JAN | FEB | MAR | APR | MEI | JUN | JUL | AGT | SEP | OKT | NOV | DES |
| 1 | Mandailing Natal | - | - | - | 30,000 | 30,000 | - | 19,500 | 27,625 | 21,545 | 27,000 | 26,600 | 26,333 |
| 2 | Tapanuli Selatan | 39,600 | 37,273 | 38,364 | 32,846 | 32,000 | 21,000 | 23,000 | 26,000 | 27,929 | 30,714 | 30,500 | 29,250 |
| 3 | Tapanuli Utara | - | 28,000 | 33,000 | 20,000 | - | 21,000 | 20,421 | 27,667 | 30,000 | - | 20,000 | - |
| 4 | Toba Samosir | - | 39,231 | 35,625 | 30,000 | 30,000 | 22,000 | - | - | 17,500 | 30,000 | 25,000 | 24,333 |
| 5 | Asahan | - | - | - | - | - | - | - | - | - | - | - | - |
| 6 | Simalungun | 46,150 | 40,735 | 31,474 | 32,750 | 30,000 | 16,500 | 17,043 | 28,412 | 27,857 | 33,438 | 32,857 | 31,125 |
| 7 | Dairi | 32,167 | 37,286 | 34,478 | 32,222 | 30,000 | 15,000 | 17,222 | 23,000 | 27,500 | 28,571 | 22,000 | 21,750 |
| 8 | Karo | - | - | 32,864 | 30,778 | 31,000 | 18,000 | 20,550 | 29,235 | 33,357 | 38,273 | 27,857 | 26,833 |
| 9 | Deli Serdang | 60,000 | - | 38,818 | 30,875 | - | - | 16,231 | 20,300 | 23,875 | 30,400 | 23,000 | 23,000 |
| 10 | Langkat | - | 40,444 | - | - | - | - | - | 36,000 | - | - | - | - |
| 11 | H.Hasundutan | - | 39,286 | 35,071 | 31,333 | 35,000 | 13,000 | 22,556 | 31,353 | 30,786 | 34,769 | 25,333 | 26,000 |
| 12 | Samosir | 27,250 | 25,500 | 36,176 | 31,091 | 38,000 | 20,000 | 17,190 | 25,563 | 33,091 | 40,286 | 25,500 | 26,000 |
| 13 | Serdang Bedagai | 40,111 | - | - | 30,000 | - | 18,000 | 18,636 | 21,182 | 27,200 | 32,500 | 28,333 | 30,000 |
| 14 | Batu Bara | - | - | - | - | - | - | - | - | - | - | - | - |
| 15 | Pd. Lawas | - | - | 46,000 | - | - | - | 20,000 | 24,667 | 32,778 | 36,154 | 27,857 | 27,857 |
| 16 | Tanjung Balai | - | - | - | 33,500 | - | - | 19,000 | - | - | - | - | - |
| 17 | Pematang Siantar | - | - | - | - | - | - | - | - | - | - | - | - |
| 18 | Medan | - | - | - | - | - | - | - | - | - | - | - | - |
| 19 | Pd Sidempuan | 43,714 | 27,333 | 36,455 | 42,222 | 38,000 | - | - | 21,167 | 25,000 | 35,000 | - | - |
| | Rerata bulanan | 41,285 | 35,010 | 36,211 | 31,355 | 32,667 | 18,278 | 19,279 | 26,321 | 27,571 | 33,092 | 26,236 | 26,589 |



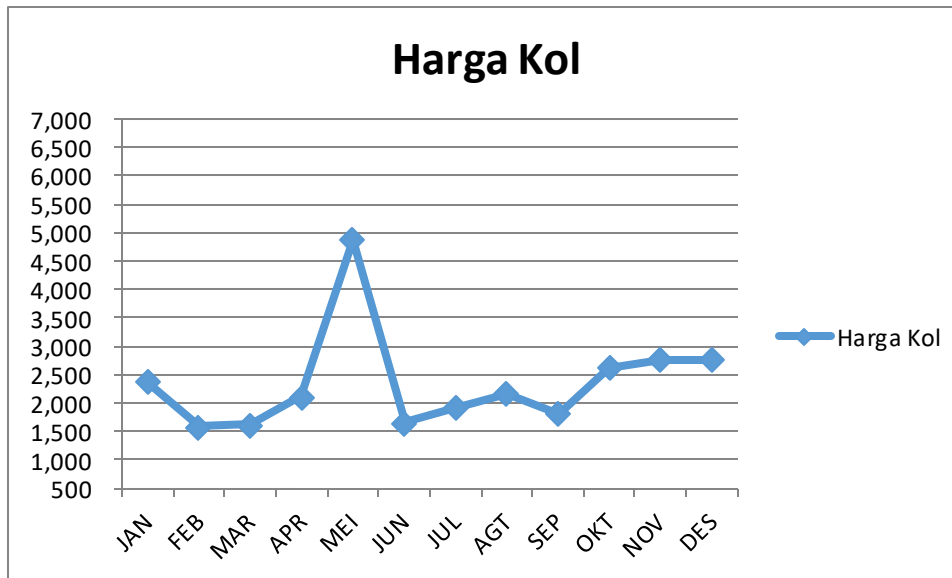
Bawang Merah Kering

| PERKEMBANGAN HARGA BAWANG MERAH KERING DARI TINGKAT PRODUSEN TAHUN 2018 | | | | | | | | | | | | | |
|---|-----------------------|-----------------------------|---------------|---------------|---------------|---------------|---------------|---------------|---------------|---------------|---------------|---------------|---------------|
| PROVINSI SUMATERA UTARA | | | | | | | | | | | | | |
| No | Kabupaten | BAWANG MERAH KERING (RP/KG) | | | | | | | | | | | |
| | | JAN | FEB | MAR | APR | MEI | JUN | JUL | AGT | SEP | OKT | NOV | DES |
| 1 | Mandailing Natal | - | - | - | - | - | - | - | - | - | - | - | - |
| 2 | Tapanuli Selatan | - | - | 25,000 | - | - | - | 21,941 | 18,400 | - | - | - | - |
| 3 | Tapanuli Utara | - | 15,000 | 23,375 | 32,500 | - | 27,500 | 26,316 | 29,000 | 19,333 | - | 25,000 | - |
| 4 | Toba Samosir | - | 19,385 | 21,750 | 21,000 | 23,000 | 22,500 | - | - | 20,000 | 18,000 | 16,000 | 17,333 |
| 5 | Asahan | - | - | - | - | - | - | - | - | - | - | - | - |
| 6 | Simalungun | 21,050 | 16,882 | 13,947 | 24,083 | 30,000 | 27,000 | 23,043 | 20,471 | 17,107 | 16,071 | 20,667 | 19,600 |
| 7 | Dairi | 17,000 | 10,667 | 14,087 | 19,667 | 20,000 | 17,000 | 17,000 | 17,455 | 17,000 | 15,000 | 15,000 | 17,250 |
| 8 | Karo | - | - | 16,409 | 25,556 | 18,000 | 21,000 | 23,600 | 19,706 | 19,000 | 18,000 | 16,714 | 17,667 |
| 9 | Deli Serdang | 25,000 | - | 15,846 | 27,250 | - | - | 15,077 | 14,222 | 11,667 | 11,400 | 11,500 | 11,000 |
| 10 | Langkat | - | - | - | - | - | - | - | 22,000 | - | - | - | - |
| 11 | H.Hasundutan | - | 14,643 | 19,714 | 35,556 | 24,000 | 30,000 | 26,000 | 21,647 | 16,929 | 17,769 | 20,444 | 21,444 |
| 12 | Samosir | 23,500 | 24,750 | 14,105 | 27,000 | 26,000 | 20,000 | 20,421 | 21,917 | 16,400 | 19,222 | 14,500 | 14,667 |
| 13 | Serdang Bedagai | - | 17,500 | 18,190 | 24,200 | 20,000 | - | - | - | - | - | 17,500 | - |
| 14 | Batu Bara | - | - | - | 25,000 | - | 25,000 | - | 25,000 | - | - | - | - |
| 15 | Pd. Lawas | - | - | - | - | - | - | - | - | - | - | - | - |
| 16 | Tanjung Balai | - | - | - | - | - | - | - | - | - | - | - | - |
| 17 | Pematang Siantar | - | - | - | - | - | - | - | - | - | - | - | - |
| 18 | Medan | - | - | - | - | - | - | - | - | - | - | - | - |
| 19 | Pd Sidempuan | 26,000 | - | - | 35,000 | - | - | - | 17,333 | - | 17,000 | - | - |
| | Rerata bulanan | 22,510 | 16,975 | 18,242 | 26,983 | 23,000 | 23,750 | 21,675 | 20,650 | 17,180 | 16,558 | 17,481 | 16,994 |



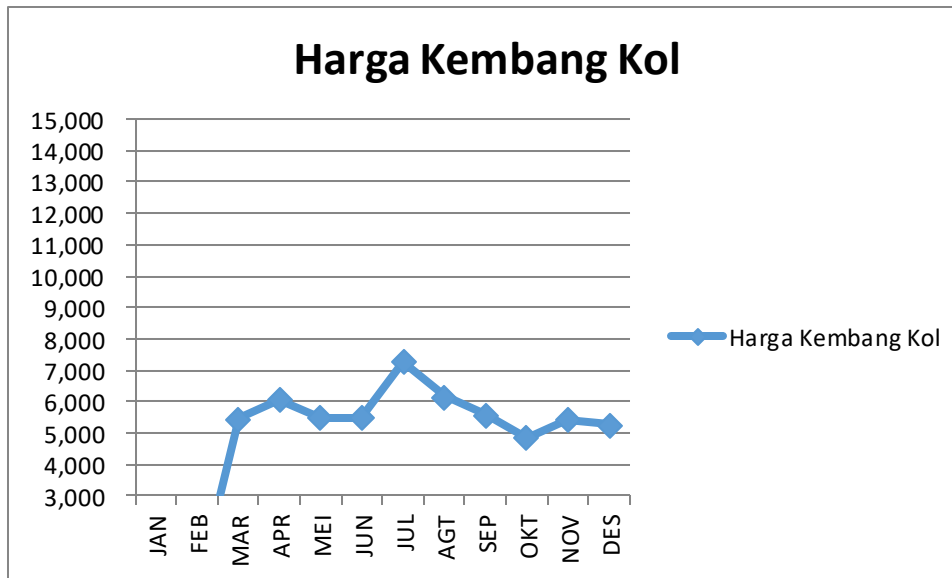
Sayur Kol

| PERKEMBANGAN HARGA KOL DARI TINGKAT PRODUSEN TAHUN 2018 | | | | | | | | | | | | | |
|---|-----------------------|--------------|--------------|--------------|--------------|--------------|--------------|--------------|--------------|--------------|--------------|--------------|--------------|
| PROVINSI SUMATERA UTARA | | | | | | | | | | | | | |
| No | Kabupaten | KOL (RP/KG) | | | | | | | | | | | |
| | | JAN | FEB | MAR | APR | MEI | JUN | JUL | AGT | SEP | OKT | NOV | DES |
| 1 | Mandailing Natal | 2,000 | 2,500 | 2,467 | 2,714 | 2,500 | - | 2,000 | 2,000 | 2,045 | 2,545 | 3,600 | 3,000 |
| 2 | Tapanuli Selatan | - | 2,500 | - | - | - | - | - | - | - | - | - | - |
| 3 | Tapanuli Utara | - | 1,000 | 2,463 | 2,500 | - | 1,800 | 1,789 | 1,433 | 1,667 | - | 2,000 | - |
| 4 | Toba Samosir | - | - | - | - | - | - | - | - | - | - | - | - |
| 5 | Asahan | - | - | - | - | - | - | - | - | - | - | - | - |
| 6 | Simalungun | - | - | - | 700 | - | 2,150 | 2,189 | 2,444 | 3,300 | 3,278 | 2,600 | 2,667 |
| 7 | Dairi | 1,000 | 1,000 | 1,000 | 1,000 | 1,000 | 1,000 | 1,000 | 1,936 | 1,000 | 1,643 | 1,750 | 2,500 |
| 8 | Karo | - | - | 1,009 | 1,567 | 1,000 | 2,000 | 1,635 | 1,540 | 1,750 | 2,891 | 3,714 | 3,417 |
| 9 | Deli Serdang | 4,000 | - | - | 4,000 | - | - | 4,000 | 4,000 | - | 4,000 | - | - |
| 10 | Langkat | - | - | - | - | - | - | - | 2,000 | - | - | - | - |
| 11 | H.Hasundutan | - | 985 | 1,207 | 3,078 | 15,000 | 2,000 | 1,372 | 1,624 | 1,357 | 2,477 | 3,056 | 2,778 |
| 12 | Samosir | - | - | - | 1,400 | - | 1,000 | 1,400 | 2,531 | 1,620 | 1,580 | 2,663 | 2,267 |
| 13 | Serdang Bedagai | - | - | - | - | - | - | - | - | - | - | - | - |
| 14 | Batu Bara | - | - | - | - | - | - | - | - | - | - | - | - |
| 15 | Pd. Lawas | - | - | - | - | - | - | - | - | - | - | - | - |
| 16 | Tanjung Balai | - | - | - | - | - | - | - | - | - | - | - | - |
| 17 | Pematang Siantar | - | - | - | - | - | - | - | - | - | - | - | - |
| 18 | Medan | - | - | - | - | - | - | - | - | - | - | - | - |
| 19 | Pd Sidempuan | 2,500 | - | - | - | - | - | - | - | - | - | - | - |
| | Rerata bulanan | 2,375 | 1,597 | 1,629 | 2,120 | 4,875 | 1,658 | 1,923 | 2,168 | 1,820 | 2,631 | 2,769 | 2,772 |



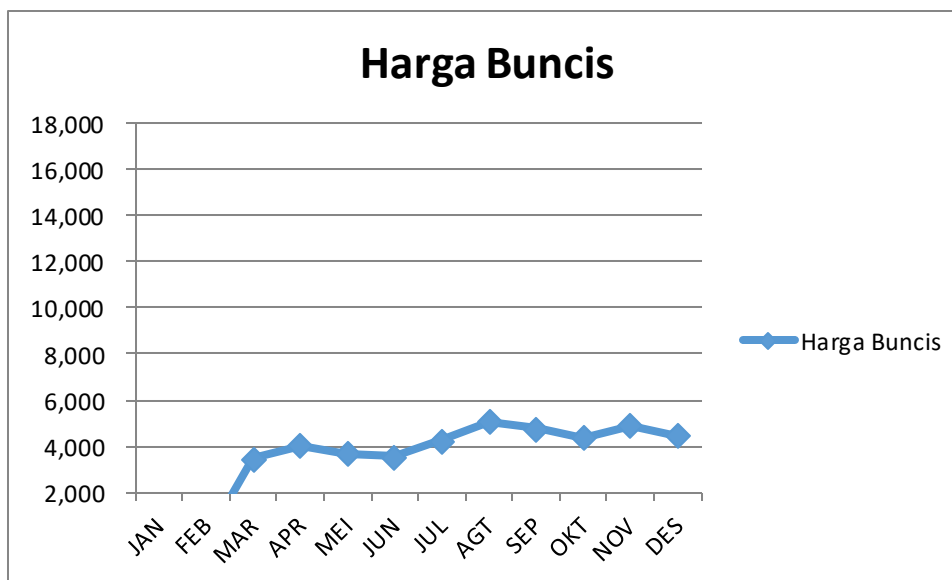
Kembang Kol

| PERKEMBANGAN HARGA KEMBANG KOL DARI TINGKAT PRODUSEN TAHUN 2018 | | | | | | | | | | | | | |
|---|-----------------------|---------------------|-----|--------------|--------------|--------------|--------------|--------------|--------------|--------------|--------------|--------------|--------------|
| PROVINSI SUMATERA UTARA | | | | | | | | | | | | | |
| No | Kabupaten | KEMBANG KOL (RP/KG) | | | | | | | | | | | |
| | | JAN | FEB | MAR | APR | MEI | JUN | JUL | AGT | SEP | OKT | NOV | DES |
| 1 | Mandailing Natal | - | - | 8,000 | 8,143 | 8,000 | - | 8,375 | 7,333 | 6,636 | 5,091 | 5,200 | 5,167 |
| 2 | Tapanuli Selatan | - | - | 5,000 | - | - | - | - | - | - | - | - | - |
| 3 | Tapanuli Utara | - | - | 7,000 | 7,000 | - | 7,500 | 6,789 | 5,833 | 6,000 | - | 7,000 | - |
| 4 | Toba Samosir | - | - | - | - | - | - | - | - | - | - | - | - |
| 5 | Asahan | - | - | - | - | - | - | - | - | - | - | - | - |
| 6 | Simalungun | - | - | - | - | - | 7,000 | 7,000 | 9,000 | 8,500 | 8,000 | 8,000 | 8,000 |
| 7 | Dairi | - | - | - | - | - | 4,000 | 3,944 | 3,773 | 4,000 | 4,000 | 4,000 | 4,500 |
| 8 | Karo | - | - | 2,400 | 2,833 | 2,000 | 4,000 | 5,425 | 3,700 | 4,107 | 3,773 | 3,857 | 3,917 |
| 9 | Deli Serdang | - | - | - | - | - | - | 14,000 | 10,000 | - | 3,500 | - | - |
| 10 | Langkat | - | - | - | - | - | - | - | 4,000 | - | - | - | - |
| 11 | H.Hasundutan | - | - | 4,000 | 4,375 | 4,000 | 5,000 | 4,639 | 4,125 | 4,357 | 4,808 | 4,611 | 4,778 |
| 12 | Samosir | - | - | - | 6,000 | - | - | 8,000 | - | - | - | - | - |
| 13 | Serdang Bedagai | - | - | - | - | - | - | - | - | - | - | - | - |
| 14 | Batu Bara | - | - | - | - | - | - | - | - | - | - | - | - |
| 15 | Pd. Lawas | - | - | - | - | - | - | - | - | - | - | - | - |
| 16 | Tanjung Balai | - | - | - | - | - | - | - | - | - | - | - | - |
| 17 | Pematang Siantar | - | - | - | - | - | - | - | - | - | - | - | - |
| 18 | Medan | - | - | - | - | - | - | - | - | - | - | - | - |
| 19 | Pd Sidempuan | - | - | 6,333 | 8,000 | 8,000 | - | - | 7,600 | - | - | - | - |
| | Rerata bulanan | - | - | 5,456 | 6,059 | 5,500 | 5,500 | 7,272 | 6,152 | 5,600 | 4,862 | 5,445 | 5,272 |



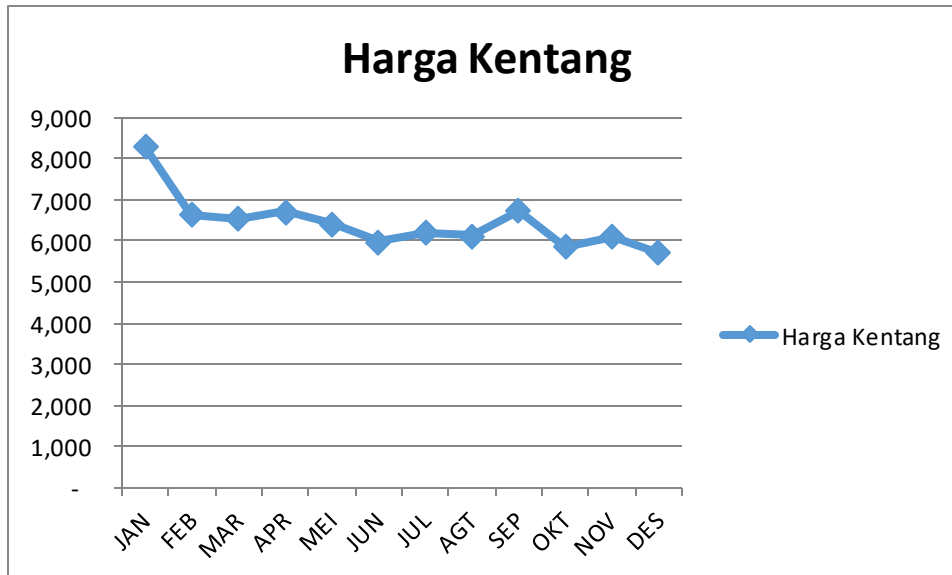
Sayur Buncis

| PERKEMBANGAN HARGA BUNCIS DARI TINGKAT PRODUSEN TAHUN 2018 | | | | | | | | | | | | | |
|--|-----------------------|----------------|-----|--------------|--------------|--------------|--------------|--------------|--------------|--------------|--------------|--------------|--------------|
| PROVINSI SUMATERA UTARA | | | | | | | | | | | | | |
| No | Kabupaten | BUNCIS (RP/KG) | | | | | | | | | | | |
| | | JAN | FEB | MAR | APR | MEI | JUN | JUL | AGT | SEP | OKT | NOV | DES |
| 1 | Mandailing Natal | - | - | 4,000 | 4,143 | 4,000 | - | 4,625 | 4,778 | 4,273 | 3,818 | 4,000 | 4,000 |
| 2 | Tapanuli Selatan | - | - | 5,333 | 5,000 | 4,000 | - | - | - | - | - | 5,667 | 5,167 |
| 3 | Tapanuli Utara | - | - | 3,000 | 7,000 | - | 5,000 | 4,105 | 5,667 | 6,000 | - | 7,000 | - |
| 4 | Toba Samosir | - | - | - | - | - | - | - | - | - | - | - | - |
| 5 | Asahan | - | - | - | - | - | - | - | - | - | - | - | - |
| 6 | Simalungun | - | - | - | 2,500 | - | 2,250 | 3,361 | 4,650 | 5,313 | 5,722 | 6,000 | 5,167 |
| 7 | Dairi | - | - | 3,000 | 3,000 | 3,000 | 3,000 | 3,000 | 3,727 | 3,000 | 3,000 | 3,000 | 3,500 |
| 8 | Karo | - | - | 3,000 | 4,111 | 3,000 | 4,500 | 4,700 | 6,267 | 6,893 | 5,364 | 4,786 | 4,750 |
| 9 | Deli Serdang | - | - | - | - | - | - | 7,000 | 7,000 | - | 4,000 | - | - |
| 10 | Langkat | - | - | - | - | - | - | - | 4,000 | - | - | - | - |
| 11 | H.Hasundutan | - | - | 2,000 | 2,857 | - | 3,000 | 3,361 | 3,882 | 3,286 | 4,115 | 3,833 | 3,833 |
| 12 | Samosir | - | - | - | - | - | 3,500 | 3,964 | 4,727 | 4,667 | 4,700 | 4,929 | 4,917 |
| 13 | Serdang Bedagai | - | - | - | - | - | - | - | - | - | - | - | - |
| 14 | Batu Bara | - | - | - | - | - | - | - | - | - | - | - | - |
| 15 | Pd. Lawas | - | - | - | - | - | - | - | - | - | - | - | - |
| 16 | Tanjung Balai | - | - | - | 3,000 | 3,000 | - | - | - | - | - | - | - |
| 17 | Pematang Siantar | - | - | - | - | - | - | - | - | - | - | - | - |
| 18 | Medan | - | - | - | - | - | - | - | - | - | - | - | - |
| 19 | Pd Sidempuan | - | - | 3,833 | 4,667 | 5,000 | - | - | 6,000 | - | - | - | - |
| | Rerata bulanan | - | - | 3,452 | 4,031 | 3,667 | 3,542 | 4,265 | 5,070 | 4,776 | 4,388 | 4,902 | 4,476 |



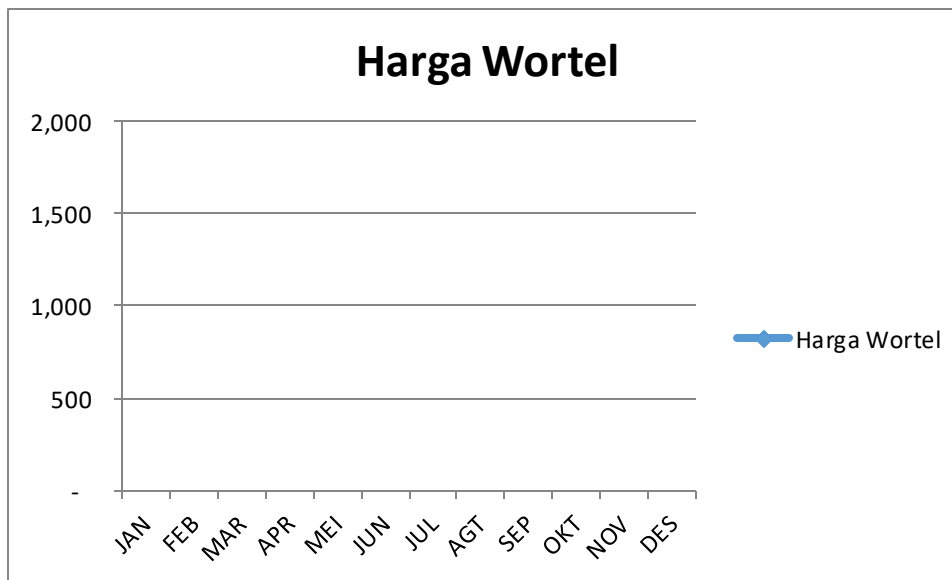
Kentang

| PERKEMBANGAN HARGA KENTANG DARI TINGKAT PRODUSEN TAHUN 2018 | | | | | | | | | | | | | |
|---|-----------------------|-----------------|--------------|--------------|--------------|--------------|--------------|--------------|--------------|--------------|--------------|--------------|--------------|
| PROVINSI SUMATERA UTARA | | | | | | | | | | | | | |
| No | Kabupaten | KENTANG (RP/KG) | | | | | | | | | | | |
| | | JAN | FEB | MAR | APR | MEI | JUN | JUL | AGT | SEP | OKT | NOV | DES |
| 1 | Mandailing Natal | - | - | - | - | - | - | - | - | - | - | - | - |
| 2 | Tapanuli Selatan | - | - | - | - | - | - | - | 6,000 | - | - | - | - |
| 3 | Tapanuli Utara | - | 7,000 | 7,125 | 7,000 | - | 7,500 | 7,263 | 6,667 | 7,333 | - | 8,000 | - |
| 4 | Toba Samosir | - | 4,385 | 5,375 | 5,833 | 5,500 | 6,500 | - | - | 6,000 | 6,000 | 5,250 | 5,167 |
| 5 | Asahan | - | - | - | - | - | - | - | - | - | - | - | - |
| 6 | Simalungun | 6,535 | 7,318 | 6,074 | 4,833 | 6,000 | 5,750 | 5,536 | 6,083 | 7,467 | 5,933 | 6,500 | 5,857 |
| 7 | Dairi | 8,000 | 8,000 | 8,174 | 8,000 | 8,000 | 8,000 | 8,000 | 7,455 | 8,000 | 8,000 | 8,000 | 8,500 |
| 8 | Karo | - | - | 5,455 | 5,167 | 6,000 | 5,500 | 4,950 | 4,900 | 6,429 | 5,273 | 4,714 | 4,750 |
| 9 | Deli Serdang | 10,000 | - | - | - | - | - | 8,000 | 8,000 | - | 4,500 | - | - |
| 10 | Langkat | - | - | - | - | - | - | - | 6,000 | - | - | - | - |
| 11 | H.Hasundutan | - | 5,846 | 6,371 | 5,167 | 5,500 | 5,000 | 5,011 | 4,924 | 6,357 | 5,962 | 5,056 | 5,000 |
| 12 | Samosir | 7,000 | 7,250 | 7,316 | 5,727 | 2,000 | 3,600 | 4,682 | 5,238 | 5,636 | 5,333 | 5,250 | 5,083 |
| 13 | Serdang Bedagai | - | - | - | - | - | - | - | - | - | - | - | - |
| 14 | Batu Bara | - | - | - | - | - | - | - | - | - | - | - | - |
| 15 | Pd. Lawas | - | - | - | - | - | - | - | - | - | - | - | - |
| 16 | Tanjung Balai | - | - | - | - | - | - | - | - | - | - | - | - |
| 17 | Pematang Siantar | - | - | - | - | - | - | - | - | - | - | - | - |
| 18 | Medan | - | - | - | - | - | - | - | - | - | - | - | - |
| 19 | Pd Sidempuan | 10,000 | - | - | 12,000 | 12,000 | - | - | - | - | - | - | - |
| | Rerata bulanan | 8,307 | 6,633 | 6,556 | 6,716 | 6,429 | 5,979 | 6,206 | 6,141 | 6,746 | 5,857 | 6,110 | 5,726 |



Wortel

| PERKEMBANGAN HARGA WORTEL DARI TINGKAT PRODUSEN TAHUN 2018 | | | | | | | | | | | | | |
|--|-----------------------|----------------|--------------|--------------|--------------|--------------|--------------|--------------|--------------|--------------|--------------|--------------|--------------|
| PROVINSI SUMATERA UTARA | | | | | | | | | | | | | |
| No | Kabupaten | WORTEL (RP/KG) | | | | | | | | | | | |
| | | JAN | FEB | MAR | APR | MEI | JUN | JUL | AGT | SEP | OKT | NOV | DES |
| 1 | Mandailing Natal | - | - | - | - | - | - | - | - | - | - | - | - |
| 2 | Tapanuli Selatan | - | - | - | - | - | - | - | - | - | - | - | - |
| 3 | Tapanuli Utara | - | 4,000 | 3,250 | 4,250 | - | 5,650 | 4,737 | 4,333 | 4,333 | - | 5,000 | - |
| 4 | Toba Samosir | - | - | - | - | - | - | - | - | - | - | - | - |
| 5 | Asahan | - | - | - | - | - | - | - | - | - | - | - | - |
| 6 | Simalungun | - | - | - | 1,200 | - | 3,750 | 3,700 | 3,900 | 7,000 | 4,875 | 4,333 | 5,000 |
| 7 | Dairi | 3,000 | 3,000 | 3,000 | 3,000 | 3,000 | 3,000 | 3,000 | 2,955 | 3,000 | 3,000 | 3,000 | 3,500 |
| 8 | Karo | - | - | 2,182 | 1,778 | 1,000 | 2,500 | 1,990 | 2,467 | 3,929 | 3,636 | 3,500 | 3,500 |
| 9 | Deli Serdang | 8,000 | - | - | - | - | - | 5,000 | 5,000 | - | 3,500 | - | - |
| 10 | Langkat | - | - | - | - | - | - | - | 3,000 | - | - | - | - |
| 11 | H.Hasundutan | - | 2,114 | 1,893 | 1,689 | 2,000 | 2,000 | 2,389 | 2,875 | 3,036 | 3,308 | 3,556 | 4,056 |
| 12 | Samosir | 5,000 | 4,750 | 5,316 | 3,500 | 4,000 | - | 5,000 | - | - | - | - | - |
| 13 | Serdang Bedagai | - | - | - | - | - | - | - | - | - | - | - | - |
| 14 | Batu Bara | - | - | - | - | - | - | - | - | - | - | - | - |
| 15 | Pd. Lawas | - | - | - | - | - | - | - | - | - | - | - | - |
| 16 | Tanjung Balai | - | - | - | - | - | - | - | - | - | - | - | - |
| 17 | Pematang Siantar | - | - | - | - | - | - | - | - | - | - | - | - |
| 18 | Medan | - | - | - | - | - | - | - | - | - | - | - | - |
| 19 | Pd Sidempuan | 6,000 | - | - | - | - | - | - | - | - | - | - | - |
| | Rerata bulanan | 5,500 | 3,466 | 3,128 | 2,570 | 2,500 | 3,380 | 3,688 | 3,504 | 4,260 | 3,664 | 3,878 | 4,014 |



Tomat

| PERKEMBANGAN HARGA TOMAT DARI TINGKAT PRODUSEN TAHUN 2018 | | | | | | | | | | | | | |
|---|-----------------------|---------------|--------------|--------------|--------------|--------------|--------------|--------------|--------------|--------------|--------------|--------------|--------------|
| PROVINSI SUMATERA UTARA | | | | | | | | | | | | | |
| No | Kabupaten | TOMAT (RP/KG) | | | | | | | | | | | |
| | | JAN | FEB | MAR | APR | MEI | JUN | JUL | AGT | SEP | OKT | NOV | DES |
| 1 | Mandailing Natal | - | - | - | - | - | - | - | - | - | - | - | - |
| 2 | Tapanuli Selatan | 3,000 | 5,300 | 2,109 | 2,077 | 2,000 | 5,500 | 5,052 | 4,059 | 4,143 | 3,633 | 4,875 | 4,875 |
| 3 | Tapanuli Utara | - | 5,000 | 4,188 | 4,500 | - | 8,000 | 6,474 | 5,500 | 3,000 | - | 6,000 | - |
| 4 | Toba Samosir | - | 2,769 | 2,500 | 1,833 | 1,500 | 4,000 | - | - | 4,000 | 4,000 | 5,500 | 5,000 |
| 5 | Asahan | - | - | - | - | - | - | - | - | - | - | - | - |
| 6 | Simalungun | - | - | - | 1,180 | - | 3,250 | 5,000 | 4,294 | 4,300 | 4,857 | 6,500 | 6,571 |
| 7 | Dairi | 3,133 | 3,095 | 3,000 | 3,000 | 3,000 | 5,000 | 5,000 | 3,364 | 3,000 | 3,286 | 3,750 | 4,250 |
| 8 | Karo | - | - | 2,195 | 1,689 | 2,500 | 6,500 | 7,350 | 3,667 | 4,071 | 6,409 | 6,786 | 7,083 |
| 9 | Deli Serdang | 7,000 | - | - | - | - | - | 11,000 | 8,000 | - | 7,000 | - | - |
| 10 | Langkat | - | - | - | - | - | - | - | 3,500 | - | - | - | - |
| 11 | H.Hasundutan | - | 3,500 | 2,893 | 2,333 | 2,000 | 3,000 | 3,944 | 3,824 | 3,929 | 5,231 | 5,278 | 5,944 |
| 12 | Samosir | 4,750 | 4,000 | 5,053 | 3,000 | 3,000 | 4,000 | 5,364 | 4,938 | 5,450 | 6,667 | 5,688 | 5,750 |
| 13 | Serdang Bedagai | - | - | - | - | - | - | - | 5,000 | - | - | - | - |
| 14 | Batu Bara | - | - | - | - | - | - | - | - | - | - | - | - |
| 15 | Pd. Lawas | - | - | 3,000 | - | - | - | 7,000 | 5,778 | 4,800 | 4,500 | 5,143 | 5,143 |
| 16 | Tanjung Balai | - | - | - | - | - | - | - | - | - | - | - | - |
| 17 | Pematang Siantar | - | - | - | - | - | - | - | - | - | - | - | - |
| 18 | Medan | - | - | - | - | - | - | - | - | - | - | - | - |
| 19 | Pd Sidempuan | 5,857 | 6,167 | 3,192 | 2,667 | 2,000 | - | - | 3,833 | 4,500 | 3,500 | - | - |
| | Rerata bulanan | 4,748 | 4,262 | 3,126 | 2,475 | 2,286 | 4,906 | 6,243 | 4,646 | 4,119 | 4,908 | 5,502 | 5,577 |

